

# Spaced Out

KIM SCHAEFER

**a**  
100  
years



Lost in Space Quilt designed  
by: **Kim Schaefer**

Quilt Size: **57" x 67"**

Skill Level: **Beginner**

andover

•  
•  
• makower uk  
•

Free Pattern Download Available

1384 Broadway New York, NY 10018  
Tel. (800) 223-5678 • [andoverfabrics.com](http://andoverfabrics.com)

10/15/21

# Lost in Space Quilt

Introducing Andover Fabrics new collection: **Spaced Out** by Kim Schaefer

Quilt designed by Kim Schaefer



Quilt finishes 55" x 75"

*Send your little astronaut into space with this adorable comforter. The pieced borders frame either a daytime or nighttime panel. The quilt presents a fun opportunity to teach color names with the bright fabrics.*

## Cutting Directions

**Note:** Read assembly directions before cutting patches. All measurements are cut sizes and include ¼" seam allowances. A fat ¼ is an 18" x 22" cut. Borders are cut the exact lengths required plus ¼" seam allowances. WOF designates the width of fabric from selvedge to selvedge (approximately 44" wide).

### Fabric A

Fussy-cut (1) panel 23½" x 43½" cut crosswise  
(Read Step 1 before cutting.)

### Fabric B

Cut (6) strips 5½" x WOF, pieced to make the following:  
(2) side borders 5½" x 65½"  
(2) top/bottom borders 5½" x 45½"

### Fabric C

Cut (4) strips 1½" x WOF, pieced to make the following:  
(2) side borders 1½" x 43½" (Read Step 1 before cutting.)  
(2) t/b borders 1½" x 25½"  
Cut (5) squares 5½"

**Fabric D** Cut (4) squares 5½"

**Fabric E** Cut (4) squares 5½"

**Fabric F** Cut (4) squares 5½" for outer border corners

**7 Solids** From each:  
Cut (5) squares 5½"

**6 Prints** From each:  
Cut (4) squares 5½"

### Binding

Cut (7) strips 2½" x WOF for binding

### Backing

Cut (2) panels 41" x 61", pieced to fit quilt top with overlap on all sides

## Fabric Requirements

		Yardage	White	Blue
<b>Fabric A</b>	blocks	1 panel	239-L	239-B
<b>Fabric B</b>	border	1 yard	242-X1	242-LX
<b>Fabric C</b>	border	¾ yard	244-B2	244-B2
<b>Fabric D</b>	border	fat ¼ yard	240-B	240-L
<b>Fabric E</b>	border	fat ¼ yard	241-B	241-L
<b>Fabric F</b>	corners	fat ¼ yard	242-B	242-B
<b>Binding</b>		½ yard	244-R	244-O
<b>Backing</b>		3½ yards	241-B	241-B

### Either Quilt


<b>7 Solids</b>	border	fat ¼ yard each	
244-B	244-B1	244-G	244-O
244-R	244-T	244-Y	
<b>6 Prints</b>	border	fat ¼ yard each	
240-LB	241-B1	243-B	
243-G	243-O	243-Y	

## Making the Quilt

1. Fussy-cut the panel. If it measures smaller than 23½" x 43½", cut Fabric C borders wider (2"-2½").
2. Sew Fabric C borders to the panel. If needed, trim the unit to 25½" x 45½", keeping the Fabric C borders equal on all sides.
3. Referring to the Quilt Diagram, position the print squares all around the quilt. Feel free to arrange them in any order you wish. Once you are satisfied with the arrangement, join 9 squares to make a side border. Repeat for the other side. Join 7 squares to make the top border. Repeat for the bottom. Sew borders to the quilt.
4. Likewise, position the solid squares around the quilt. Join 11 squares to make each side border. Sew 9 squares to make the top and bottom borders. Sew borders to the quilt.
5. Join long Fabric B borders to the sides. Sew Fabric F squares to ends of shorter borders, and sew to the top and bottom.

## Finishing the Quilt

6. Layer the quilt with batting and backing and baste. Quilt in the ditch around borders and block patches. Quilt around the printed motifs in the blocks and outer border. Bind to finish the quilt.




Quilt Diagram


# Spaced Out

KIM SCHAEFER

**a**  
100  
years



239-L\*



239-B



244-B\*



244-B1\*



244-B2\*



244-G\*



244-O\*



244-R\*




244-T\*



244-Y\*



240-B\*



240-L



240-LB\*



243-B\*



243-G\*



241-B\*



241-B1\*



241-L



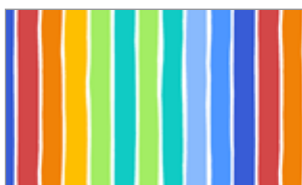
243-O\*



243-Y\*



242-B\*



242-LX



242-X1\*

\*Indicates fabrics used in featured quilt pattern.

Panel shown at 10%, all other fabrics shown are 25% of actual size.

andover

• : [makower.uk](http://makower.uk)

Free Pattern Download Available  
1384 Broadway New York, NY 10018  
Tel. (800) 223-5678 • [andoverfabrics.com](http://andoverfabrics.com)